



# **GISmore**

## **LED Indication**

**Firmware 3.5.1 or newer**

**Version 4.0**

**Last revised April 25, 2013**

**All contents in this manual are copyrighted by JAVAD GNSS.  
All rights reserved. The information contained herein may not be used, accessed, copied,  
stored, displayed, sold, modified, published, or distributed, or otherwise reproduced without express written  
consent from JAVAD GNSS**



# GISMORE LED INDICATION

How to turn on the device:

1. Press and hold down the button. LED indicator lights green and goes out in 2 seconds;
2. Release the button (after the LED goes off). LED flashes red, then green - the device is turned on.  
If it blinks red only: it means low battery and the device will not turn on.

Procedure on / off record file:

1. Press and hold down the button. LED will flash green
2. Release the button (while LED flashes 4 seconds).


















To turn off the device:

1. Press and hold down the button. The indicator flashes green and goes out in 4 seconds;
2. Release the button (after the LED turns off. LED flashes once green, then in 5 seconds red: the device is switched off.

GISmore Indication version 4.0

n/n		GISmore	Power%	Period	Time	Number	Color	File recording	
								OFF	ON
1	position + solution +	ON	50 - 100		steady		Green		
2	position + solution ?						Yellow		
3	position ? solution ?						Red		
4			25	4.5	0.5	1	solution		
5	Button fine			0.5	0.1	2	Green	..**..**..**..**	
6			low battery	1	0.1	2	Red	..**..**..**..**	
7	Options Disabled			1	0.25	4			
8	Exception			0.15		1	Red	*****	
9	Sleep			10	0.25	1	Red	.....*	
10	charging	OFF	< 100%	3	0.5	1	Red	.....	
11	charge complete		= 100%	3	1.5	1	Red	.....	
12	charge error		error	3	0.25	2	Red	.....**	
13	Connect Charger					1		***	

## Commands

n/n		Period	Time	Number	Color	File recording
14	Turning On GISmore		1		Green	Press  . . Release . . (**Normal ON; * - Low battery, OFF)
15	Turning Off GISmore		4		Green	Press          . . Release . .  . . . . .  . . . . .
16	Start/Stop file recording		2		Green	Press    Release . . 
17	Reboot	0.5	0.25	2		Press, wait (10 sec) when starts flashing  then release

LED description:

-  - Solid green
-  - Solid yellow
-  - solid red
- . - off
-  - green flashing
-  - yellow flashing
-  - red flashing



900 Rock Avenue, San Jose, CA 95131 USA

Phone: +1(408)770-1770

Fax: +1(408)770-1799

[www.javad.com](http://www.javad.com)

Copyright © JAVAD GNSS, Inc., 2013  
All rights reserved. No unauthorized duplication.